


SEB Concept Biotechnology

Fact sheet as of 2 May, 2024



Past performance does not guarantee future performance. The value of investment funds and other financial instruments may rise as well as fall and there is no guarantee you will recover your original investment. Key Information Document and prospectuses are available on www.sebgroup.lu/funds.

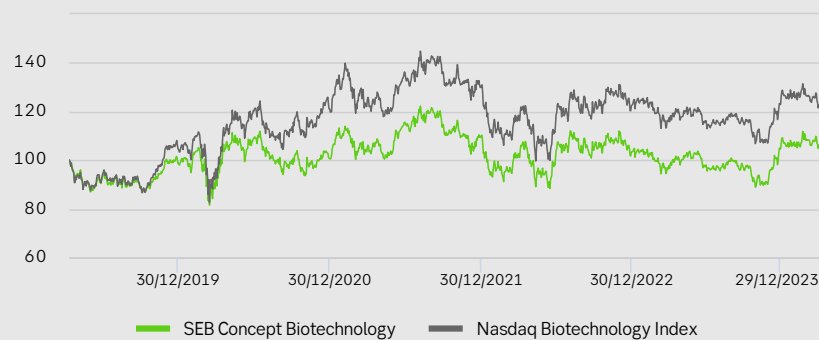
The fund is actively managed and invests globally, primarily in companies in the biotech sector. The investment process is fundamentally driven and based on analysis of the companies' business models, earning capacity, management team and market position. The fund promotes sustainability-related properties via integrated sustainability analysis as part of investment decisions, and the exclusion of companies, business models and products that are deemed to affect the climate, society, or stakeholders negatively. The fund's active corporate governance process aims to drive and influence the development of companies in which we invest. For detailed information, see the fund's Sustainability Information Document on the Prices & Facts section of our website. As the fund invests in securities that are issued in other currencies than the base currency of the fund, the return may be affected by changes in the exchange rates.

INVESTMENT TEAM

The fund is managed by the fundamental unit within the Equities team, with Angelica Fatouros as lead portfolio manager. The Stockholm-based team has long, solid experience of fundamental equity management.

Performance (EUR)

NAV: 115.56 EUR (5/2/2024). AuM (M EUR): 145.56 (3/28/2024)



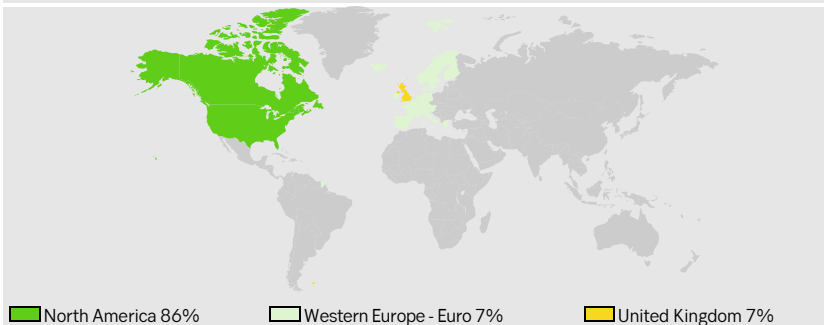
When calculating the returns the inflation is not taken into account

Return % EUR

Accumulated since	Fund	Benchmark *
1 day	-	-
1 month	0.64	0.60
6 months	16.73	12.63
1 year	7.42	6.15
2 years	9.19	11.19
3 years	1.05	-0.31
5 years	14.71	35.19
Year to date	3.01	1.84
Average annual growth		
3 years	0.35	-0.10
5 years	2.78	6.22

* Benchmark, excluding dividends

Geographic allocation*



*Last updated 3/31/2024. Source: SEB

Largest positions¹

Share %

Regeneron Pharmaceuticals	9.7
Vertex Pharmaceuticals Inc	9.4
Amgen	8.3
Moderna Inc	4.4
Gilead Sciences	4.0
AstraZeneca	3.8
Biogen	3.6
Krystal Biotech Inc	2.7
Illumina Inc	2.5
Royalty Pharma PLC	2.0

¹ Last updated 3/28/2024. Source: SEB

risk measures ¹

Standard Deviation (Fund)	15.2
Standard Deviation (Index)	14.5
Tracking error	3.96
Sharpe Ratio	0.27
Information Ratio	-0.15
Alpha	-0.58
Beta	1.01
Active share	39.4 ²

¹ 24 months rolling. Last updated 31 March, 2024

² Active share measures the difference between the fund's and the benchmark's holdings. From 3/28/2024

Other information

As of 1 February 2021 the funds has a new fund manager. As of 2 November 2016, the fund's Management company is SEB Investment Management AB. SEB works actively with sustainability and follows the UN Principles for Responsible Investments. Read more at www.sebgroup.com

Key Facts	
Year of launch	2008
Value at launch (EUR)	27.48
Benchmark	Nasdaq Biotechnology Index
Fund Management Company	SEB Investment Management AB
SRI scale 1-7	5
ISIN	LU0385485148
Base Currency	EUR
Share Class	C (EUR)
Legal Structure	UCITS
Morningstar rating	★★★
Turnover Ratio	0.70 ¹
Use of derivatives	Yes ²
¹ From 3/28/2024	
² Derivatives may be used to achieve investment objectives or for hedging.	

Dividend

Non-distributing share class

Fund costs

Information on the fund's fees and expenses is available in the fund's key information document (KID) or the fund's prospectus

i

More information

Welcome to contact your financial advisor for more information or visit www.sebgroup.lu.

Important information

This material is prepared by SEB and contains general information regarding financial instruments marketed, sold or solicited by SEB. SEB is the global brand name for Skandinaviska Enskilda Banken AB (publ), its subsidiaries and affiliated companies. Neither this material nor the products described in it are intended for distribution or sale in the United States or to US persons, and any such distribution is not allowed. The offering of shares or units in the funds may also be restricted in other jurisdictions. This document may not be used to make an offer or solicitation with respect to the sale of shares or units where such an offer or solicitation is unlawful. Although the information in this material is based on sources deemed by SEB to be reliable, SEB assumes no liability whatsoever for incorrect or missing information or for any loss, damage or claim arising from the use of this material. Past performance does not guarantee future performance. The value of investment funds and other financial instruments may rise as well as fall and there is no guarantee you will recover your original investment. If you or a fund invests in financial instruments denominated in a foreign currency, changes in currency exchange rates can affect the return on the investment. SEB makes no representation that funds whose share or unit classes aim at hedging the fund's return from changes in currency exchange rates will succeed in achieving this. Any tax information in this material is based on regulations valid as per the date of this presentation and may be subject to change. Note that any tax information in this material is general. Kindly contact your SEB investment advisor for tax and investment advice appropriate for your situation. You are fully and solely responsible for your investment decision. This material is not intended for or suitable as the sole basis for investment decisions. Instead, you should base your decision on the information in the fund's product documentation, including its fact sheet, Key Information Document, fund regulations and prospectus. These are available on www.sebgroup.lu/funds. Saturday, May 4, 2024 10:34:34 PM